


## LED Intelligent Driver

- Support Leading edge (Triac), Trailing edge (ELV) and Push Dimmer.
- Built-in SCM, dimming curve and smoothing time can be customized.
- T-PWM™ digital dimming, present a perfect visual experience.
- Dimming range: 0~100%, dimming depth: Max. 0.01%.
- Flicker-free (IEEE 1789), achieve the level of exemption assessment.
- Innovative thermal management technology, intelligent power life protection.
- Multi-current & wide voltage, suitable for different power LED.
- Over load / Over-heat / Short circuit protection, recover automatically.
- Class 2 power supply. Full protective plastic housing.
- Compliant with Safety Extra Low Voltage standard.
- Suitable for internal lights application for I /II/III.



**T-PWM™**  
Super depth dimming technology

**Flicker-free**  
IEEE 1789

**Dimmable:**  
██████████  
Max. 0.01-100%

**SELV**



**RoHS**

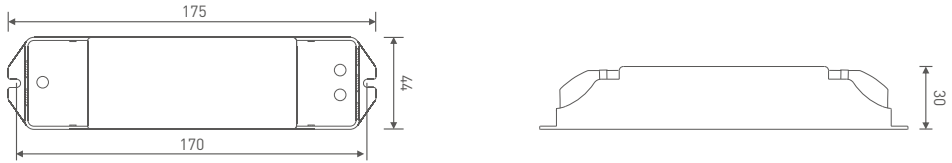


### Specification

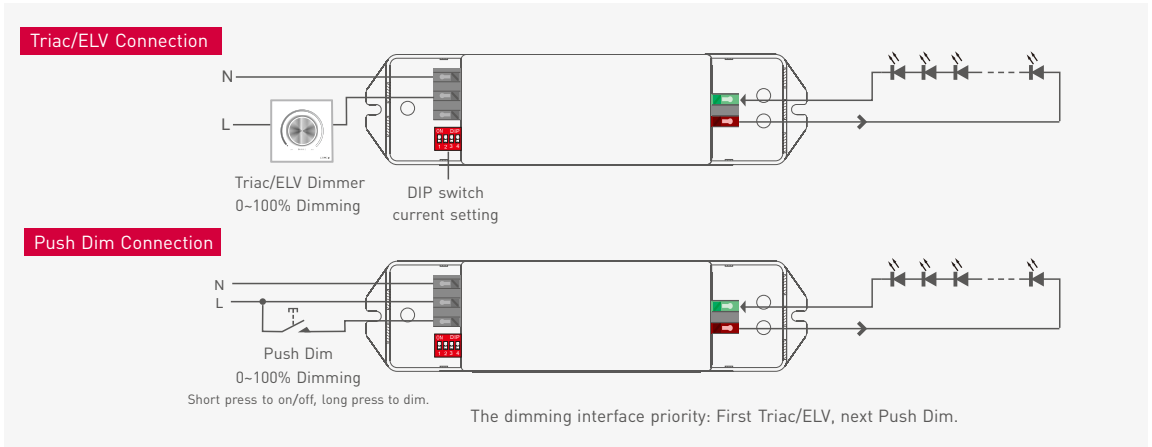
Model		TD-36-450-1200-EFP1
OUTPUT	Output Voltage	9-54Vdc
	Max Output Voltage	58Vdc
	Output Current	450-1200mA
	Output Power Range	4.05W~36W
	Fluctuation Level	Exemption assessment level.
	Dimming Range:	0~100%, dimming depth: Max. 0.01%
	LF current ripple(<120Hz)	<2%
	Current Accuracy	±5%
	Ripple & Noise	≤2V
PWM Frequency	≤3600Hz	
INPUT	Dimming Interface	Triac/ELV, Push
	Input Voltage Range	200-240Vac
	Frequency	50/60Hz
	Input Current	0.21A@230Vac
	Power Factor	PF>0.9/230Vac (full load)
	Efficiency(typ.)	80%
	Inrush Current(typ.)	Cold start 10A at 230Vac (twidth=70μs measured at 50% Ipeak)
	Anti Surge	L-N: 1kV
Leakage Current	<0.5mA/230Vac	
ENVIRONMENT	Working Temperature	ta: -20 ~ 50°C tc: 80°C
	Working Humidity	20 ~ 95%RH, non-condensing
	Storage Temp., Humidity	-40 ~ 80°C, 10-95%RH
	Temp. Coefficient	±0.03%/°C(0-50°C)
	Vibration	10~500Hz, 2G 12min./1cycle, period for 72min. each along X, Y, Z axes.
PROTECTION	Over Load Protection	Power limit when rated power ≥ 102%, auto recovers.
	Over-heat Protection	Intelligently adjusting or turning off the output current if the PCB temperature ≥ 110°C, auto recovers.
	Short Circuit Protection	Shut down automatically if short circuit occurs, auto recovers.
SAFETY & EMC	Withstand Voltage	I/P-O/P: 3750Vac
	Isolation Resistance	I/P-O/P: 100MΩ/500VDC/25°C/70%RH
	Safety Standards	IEC/EN61347-1, IEC/EN61347-2-13
	EMC Emission	EN55015, EN61000-3-2 Class C, IEC61000-3-3
	EMC Immunity	EN61000-4-2,3,4,5,6,8,11, EN61547
Strobe Test Standard	IEEE 1789	
OTHERS	Dimension	175×44×30mm(L×W×H)
	Packing	178×48×33mm(L×W×H)
	Weight(G.W.)	165g±10g

## Dimensions

Unit: mm



## Connections



## LED Current Selection

DIP switch for 16 optional currents' quick selection

DIP switch																						
Output current	450mA	500mA	550mA	600mA	650mA	700mA	750mA	800mA														ON OFF
Output voltage	9-54V	9-54V	9-54V	9-54V	9-54V	9-51.5V	9-48V	9-45V														
Output power	4.05-24.3W	4.5-27W	4.95-29.7W	5.4-32.4W	5.85-35.1W	6.3-36.05W	6.75-36W	7.2-36W														

DIP switch																						
Output current	850mA	900mA	950mA	1000mA	1050mA	1100mA	1150mA	1200mA														ON OFF
Output voltage	9-42V	9-40V	9-38V	9-36V	9-34V	9-33V	9-31V	9-30V														
Output power	7.65-35.7W	8.1-36W	8.55-36.1W	9-36W	9.45-35.7W	9.9-36.3W	10.35-35.65W	10.8-36W														

\* After current setting by DIP switch, power off and then power on to make the new current effective.

\* E.g. LED 3.2V/pcs: 9-54V can power 3-18pcs LEDs in series, 9-21V can power 3-7pcs LEDs, the max quantity of LEDs in series will be subject to the actual voltage of LED.

## Push Dimming



Reset switch

- On/off control: Short press.
- Stepless dimming: Long press.
- With every other long press, the light level goes to the opposite direction.

\* No further notice if any changes in the manual.

Product function depends on the goods.

Please feel free to contact our official distributor if any question.